



RECTIFIER DIODE CHIPS

English Device Code	Russian Equivalent
D	Д

Type	V _{RRM}	I _{RRM}	I _{F(AV)} (T _C , °C)	I _{FSM} 10 ms	V _{FM} /I _{FM}	V _(TO)	r _T	T _J	R _{th(j-c)}	F _m	Fig	a	b	c	w
	V	mA	A	kA	V/A	V	mΩ	°C	°C/W	kN		mm	mm	mm	g
Ø 16mm															
D141-100	300-1600	20	100(135)	2.2	1.30/314	0.95	1.600	190	0.400	1.6	1	16	11.3	1.80	2.9
D141-100X	300-1600	20	100(135)	2.0	1.40/314	0.95	1.600	190	0.400	1.6	1	16	11.3	1.80	2.9
Ø 20mm															
D151-125	300-1600	20	125(140)	3.0	1.31/392	0.90	1.300	190	0.300	3	1	20	15.3	1.80	4.4
D151-160	300-1600	20	160(140)	4.5	1.30/502	0.90	1.000	190	0.240	3	1	20	15.3	1.80	4.4
Ø 24mm															
D161-200	300-1800	40	200(145)	5.5	1.31/628	0.90	0.850	190	0.150	4.5	1	24	18.8	2.00	7.4
D161-200X	300-1600	40	200(125)	5.5	1.31/628	0.90	0.850	190	0.150	4.5	1	24	18.8	2.00	7.4
D161-250	300-1800	40	250(140)	6.4	1.29/785	0.90	0.640	190	0.150	4.5	1	24	18.8	2.00	7.4
D161-250X	300-1600	40	250(140)	6.4	1.39/785	0.90	0.765	190	0.140	4.5	1	24	18.8	2.00	7.4
D161-320	300-1600	40	320(130)	7.5	1.27/1005	0.90	0.500	190	0.150	4.5	1	24	18.8	2.00	7.4
D161-320X	300-1600	40	320(130)	7.5	1.41/1005	0.90	0.650	190	0.130	4.5	1	24	18.8	2.00	7.4
D161-400	300-1600	40	400(124)	8.25	1.31/1256	0.90	0.350	190	0.130	4.5	1	24	18.8	2.00	7.4
D123-200*	5200-6000	35	260(85)	3.0	2.60/628	1.00	3.100	150	0.080	5.5	1	24	16.0	2.27	8.3
D123-250*	4400-5000	35	310(85)	3.5	2.45/785	0.92	2.200	150	0.080	5.5	1	24	16.0	2.17	8.2
D123-320	3400-4200	35	400(85)	4.5	2.25/1005	0.90	1.450	160	0.080	5.5	1	24	16.0	2.14	7.95
D123-400	2400-3200	35	550(85)	6.0	1.90/1256	0.85	0.850	175	0.080	5.5	1	24	16.0	1.95	7.7
D123-500	400-2200	35	670(85)	7.5	1.80/1570	0.77	0.540	175	0.080	5.5	1	24	18.8	1.82	7.4
D123-630	200-1000	35	790(85)	9.0	1.30/1978	0.72	0.350	175	0.080	5.5	1	24	18.8	1.80	7.3

* - new type (preliminary data)

RECTIFIER DIODE CHIPS

Type	V _{RRM}	I _{RRM}	I _{F(AV)} (T _C , °C)	I _{FSM} 10 ms	V _{FM} /I _{FM}	V _(TO)	r _T	T _J	R _{th(j-c)}	F _m	Fig	a	b	c	w
	V	mA	A	kA	V/A	V	mΩ	°C	°C/W	kN		mm	mm	mm	g
Ø 32mm 															
D171-400	300-1800	50	400(145)	14.0	1.36/1256	0.90	0.560	190	0.085	6.5	1	32	26.8	1.82	13.0
D333-500*	5200-6000	50	580(85)	5.0	2.90/1570	1.00	1.420	150	0.036	10	1	32	25.8	2.27	14.6
D233-630*	4400-5000	50	700(85)	6.0	2.60/1978	0.92	0.960	150	0.036	10	1	32	25.8	2.17	14.4
D233-800*	3400-4200	50	920(85)	7.5	2.30/2512	0.90	0.599	160	0.036	10	1	32	26.8	2.14	14.1
D233-1000*	2400-3200	50	1240(85)	11.0	2.05/3114	0.85	0.380	175	0.036	10	1	32	26.8	1.95	13.7
D233-1250*	2000-2600	50	1380(85)	13.0	2.00/3140	0.85	0.28	175	0.036	10	1	32	26.8	1.92	13.65
D133-1250*	1200-2200	50	1480(85)	16.0	1.80/3925	0.77	0.250	175	0.036	10	1	32	26.8	1.88	13.6
D133-1600*	200-1000	50	1800(85)	18.0	1.55/5024	0.72	0.150	175	0.036	10	1	32	26.8	1.80	13.4
D233-500	1000-4400	35	760(85)	7.0	2.00/1570	1.05	0.900	160	0.036	10	1	32	26.8	2.15	14.0
D133-400	1000-4000	50	730(85)	7.0	2.10/1256	1.10	0.950	160	0.036	10	1	32	26.8	2.15	14.0
D133-500	1000-2800	50	1020(85)	11.0	1.70/1570	1.00	0.570	175	0.036	10	1	32	26.8	2.00	13.0
D133-630	1000-3200	35	1170(85)	11.0	1.60/1978	1.10	0.350	175	0.036	10	1	32	26.8	2.00	13.0
D133-800	400-2000	40	1280(85)	12.0	1.60/2512	1.00	0.270	175	0.036	10	1	32	26.8	1.82	13.0
D133-1000	400-2000	40	1385(85)	16.0	1.55/3140	0.95	0.250	175	0.036	10	1	32	26.8	1.82	13.0
Ø 40mm 															
D243-630*	5200-6000	70	840(85)	8.0	2.50/1978	1.00	0.900	150	0.027	15	1	40	32.8	2.27	22.6
D343-800*	4400-5000	70	940(85)	9.5	2.45/2512	0.92	0.700	150	0.027	15	1	40	32.8	2.17	22.3
D343-1000*	3400-4200	70	1210(85)	13.0	2.20/3140	0.90	0.460	160	0.027	15	1	40	34.8	2.14	21.8
D243-1250*	2400-3200	70	1640(85)	18.5	2.00/3925	0.85	0.290	175	0.027	15	1	40	34.8	1.95	21.3
D243-1600*	1200-2200	70	2000(85)	22.0	1.70/5024	0.77	0.180	175	0.027	15	1	40	34.8	1.88	21.1
D143-1600	400-1200	70	2270(85)	23.0	1.35/5024	0.74	0.130	175	0.027	15	1	40	34.8	1.80	20.9
D143-2000*	200-1000	70	2400(85)	24.0	1.55/6280	0.73	0.110	175	0.027	15	1	40	34.8	1.78	20.8
D143-630	2400-4000	50	1040(85)	10.5	2.10/1978	1.00	0.650	160	0.027	15	1	40	34.8	2.15	20.0
D143-800	1800-2800	50	1510(85)	18.0	1.55/2512	1.00	0.320	175	0.027	15	1	40	34.8	2.00	21.0
D143-1000	400-1800	65	1680(85)	19.0	1.55/3140	0.90	0.260	175	0.027	15	1	40	34.8	1.82	21.0
D143-1250	400-2000	70	1730(85)	20.0	1.65/3925	0.85	0.250	175	0.027	15	1	40	34.8	1.82	21.0
D243-800	2400-4400	45	1140(85)	12.5	1.95/2512	1.00	0.500	160	0.027	15	1	40	34.8	2.15	21.0

* - new type (preliminary data)

RECTIFIER DIODE CHIPS

Type	V_{RRM}	I_{RRM}	$I_{F(AV)}$ ($T_C, ^\circ C$)	I_{FSM} 10 ms	V_{FM}/I_{FM}	$V_{(TO)}$	r_T	T_J	$R_{th(j-c)}$	F_m	Fig	a	b	c	w
	V	mA	A	kA	V/A	V	m Ω	$^\circ C$	$^\circ C/W$	kN		mm	mm	mm	g
Ø 40mm															
D243-1000	1800-3200	50	1610(85)	18.0	1.65/3140	0.95	0.280	175	0.027	15	1	40	34.8	2.00	22.0
Ø 56mm															
D153-1000*	5200-6000	100	1472(85)	20.0	2.00/3140	1.00	0.400	150	0.018	26	1	56	47.6	3.17	65.4
D153-1250*	4400-5000	100	1650(85)	25.0	1.95/3925	0.92	0.310	150	0.018	26	1	56	47.6	3.07	64.8
D153-1600*	3400-4200	100	2100(85)	27.0	1.80/5024	0.90	0.206	160	0.018	26	1	56	47.6	3.04	64.6
D153-2000*	2400-3200	100	2830(85)	33.0	1.65/6280	0.85	0.130	175	0.018	26	1	56	49.6	2.85	63.5
D153-2500*	1200-2200	100	3440(85)	37.0	1.50/7850	0.77	0.080	175	0.018	26	1	56	49.6	2.78	63.1
D253-3200*	200-1000	100	4060(85)	50.0	1.35/10048	0.73	0.050	175	0.018	26	1	56	49.6	2.75	63.0
D253-1600	400-2200	90	2750(85)	35.0	1.50/5020	1.00	0.120	175	0.018	26	1	56	49.6	2.60	63.0
D253-2000	400-2400	55	3090(85)	35.0	1.55/6280	0.85	0.100	175	0.018	26	1	56	49.6	2.64	63.0
D253-4000*	400-800	100	4100(110)	65.0	1.35/12560	0.82	0.037	190	0.017	26	1	56	49.6	2.65	63.0
Ø 63mm															
D263-1250*	6200-6500	130	1660(85)	18.00	2.05/3925	1.00	0.350	150	0.016	33	1	63	54.6	3.30	83
D163-1250*	5200-6000	130	1770(85)	21.00	1.95/3925	0.98	0.300	150	0.016	33	1	63	54.6	3.25	82
D163-1600*	4400-5000	130	1980(85)	28.00	1.90/5024	0.92	0.230	150	0.016	33	1	63	54.6	3.15	81
D163-2000*	3400-4200	130	2520(85)	31.00	1.77/6280	0.90	0.154	160	0.016	33	1	63	56.6	3.05	80
D163-2500*	2400-3200	130	3380(85)	42.00	1.60/7850	0.85	0.097	175	0.016	33	1	63	56.6	2.89	79
D163-3200*	1200-2200	130	4080(85)	48.00	1.35/10048	0.77	0.060	175	0.016	33	1	63	57.6	2.83	79
D163-4000*	200-1000	130	4700(85)	55.00	1.30/12560	0.73	0.040	175	0.015	33	1	63	57.6	2.75	79

* - new type (preliminary data)

RECTIFIER DIODE CHIPS

Type	V_{RRM}	I_{RRM}	$I_{F(AV)}$ ($T_C, ^\circ C$)	I_{FSM} 10 ms	V_{FM}/I_{FM}	$V_{(TO)}$	r_T	T_J	$R_{th(j-c)}$	F_m	Fig	a	b	c	w
	V	mA	A	kA	V/A	V	m Ω	$^\circ C$	$^\circ C/W$	kN		mm	mm	mm	g
Ø 76mm															
D273-2000*	6200-6500	150	2530(85)	25.00	2.25/6280	1.00	0.250	150	0.01	45	1	76	68.0	3.30	130
D173-2000*	5200-6000	150	2760(85)	29.00	2.00/6280	0.98	0.200	150	0.01	45	1	76	68.0	3.25	128
D173-2500*	4400-5000	150	3060(85)	37.00	1.95/7850	0.95	0.155	150	0.01	45	1	76	68.0	3.15	120
D173-3200	3400-4200	150	3940(85)	43.00	1.80/10048	0.90	0.103	160	0.01	45	1	76	68.0	3.05	118
D173-4000	2400-3200	150	5290(85)	53.00	1.65/12560	0.85	0.065	175	0.01	45	1	76	70.0	2.83	116
D173-5000	1200-2200	150	5610(85)	65.00	1.45/15700	0.77	0.040	175	0.01	45	1	76	70.0	2.80	115
D173-6300	200-1000	150	7530(85)	75.00	1.30/19782	0.73	0.025	175	0.01	45	1	76	70.0	2.72	114
Ø 90mm															
D283-2500*	6200-6500	250	3160(85)	35.00	2.25/7850	1.00	0.200	150	0.008	70	1	90	82	4.30	250
D183-2500*	5200-6000	250	3540(85)	40.00	1.90/7850	0.98	0.150	150	0.008	70	1	90	82	4.20	245
D183-3200*	4400-5000	250	4000(85)	50.00	1.80/10500	0.94	0.110	150	0.008	70	1	90	82	4.15	240
D183-4000*	3400-4200	250	4680(85)	60.00	1.85/12560	0.90	0.095	160	0.008	70	1	90	82	4.10	235
D183-5000*	2400-3200	250	5690(85)	80.00	2.00/15700	0.85	0.080	175	0.008	70	1	90	82	4.05	230
D183-6300*	1800-2200	250	7460(85)	90.00	1.55/19780	0.77	0.040	175	0.008	70	1	90	82	3.70	220
Ø 101mm															
D293-3200*	6200-6500	300	4170(85)	40.00	2.10/10048	1.00	0.135	150	0.0065	80	1	101	91	4.30	270
D193-3200*	5200-6000	300	4450(85)	45.00	1.90/10048	0.98	0.115	150	0.0065	80	1	101	91	4.20	265
D193-4000*	4400-5000	300	4950(85)	58.00	1.80/12560	0.94	0.088	150	0.0065	80	1	101	91	4.15	260
D193-5000*	3400-4200	300	6330(85)	67.00	1.65/15700	0.90	0.059	160	0.0065	80	1	101	91	4.10	255
D193-6300*	2400-3200	300	8500(85)	90.00	1.05/19780	0.85	0.037	175	0.0065	80	1	101	91	4.05	250
D193-8000*	1200-2200	300	10220(85)	98.00	1.34/25120	0.77	0.023	175	0.0065	80	1	101	91	3.70	240

* - new type (preliminary data)

RECTIFIER DIODE CHIPS FOR WELDING

Type	V_{RRM}	I_{RRM}	$I_{F(AV)}$ ($T_C, ^\circ C$)	I_{FSM} 10 ms	V_{FM}/I_{FM}	$V_{(TO)}$	r_T	T_J	$R_{th(j-c)}$	F_m	Fig	a	b	c	w
	V	mA	A	kA	V/A	V	m Ω	$^\circ C$	$^\circ C/W$	kN		mm	mm	mm	g
Ø 50mm															
D153-4000*	200-600	90	4065(85)	50.0	1.3/12560	0.8	0.043	190	0.021	26	1	50	47.5	1	18
D153-6300*	200-600	90	6172(85)	50.0	1.5/19782	0.7	0.040	190	0.013	26	1	50	47.5	1	18

* - new type (preliminary data)

AVALANCHE DIODE CHIPS

English Device Code	Russian Equivalent
DL	ДЛ


Type	V _{RRM}	I _{RRM}	I _{F(AV)} , (T _C , °C)	I _{FSM} 10 ms	V _{FM} /I _{FM}	V _(TO)	r _r	P _{PRSM} 100mks	T _J	R _{th(j-c)}	F _m	Fig	a	b	c	w
	V	mA	A	kA	V/A	V	mΩ	kW	°C	°C/W	kN		mm	mm	mm	g
Ø 24mm																
DL161-200	400-1800	25	200(115)	7.5	1.34/628	0.92	0.680	16	150	0.130	4.5	1	24	18.8	2.0	7.4
DL123-320	400-1600	25	320(113)	5.5	1.65/1000	0.90	0.830	16	150	0.075	5.5	1	24	18.8	2.0	7.4
Ø 32mm																
DL171-320	400-1800	25	320(115)	10.0	1.32/1000	1.00	0.500	16	150	0.085	6.5	1	32	26.8	2.0	13
DL133-500	400-1600	25	500(123)	12.0	1.50/1570	0.85	0.410	16	150	0.040	10	1	32	26.8	2.0	13
Ø 56mm																
DL153-800	4400-6000	100	800(90)	12.0	2.50/1500	1.31	0.74	16	140	0.020	24	1	56	44	4.2	68
DL153-1000*	3800-5000	50	1250(100)	18.0	3.00/3140	1.30	0.540	16	175	0.020	24	1	56	44	4.0	67
DL153-1250	2200-3200	50	1250(115)	26.0	2.00/4000	1.10	0.350	16	175	0.020	24	1	56	47.6	3.1	65
DL153-1600	2200-3200	50	1600(100)	26.0	2.00/5024	1.00	0.300	16	175	0.020	24	1	56	47.6	3.6	65
DL153-2000	1600-2000	50	2000(100)	30.0	1.80/6280	0.90	0.185	16	175	0.020	24	1	56	47.6	3.6	64
DL253-2000*	400-2400	50	2000(138)	35.0	1.55/6280	0.95	0.100	16	190	0.017	24	1	56	47.6	3.6	64
Ø 76mm																
DL173-3200*	2400-3200	100	3250(100)	45.0	2.20/10053	1.10	0.124	16	175	0.011	45	1	76	68.5	2.8	109
DL173-4000*	1600-2400	100	3860(100)	50.0	2.20/12560	1.00	0.08	16	175	0.011	45	1	76	68.5	3.0	102

* - new type (preliminary data)



SYMMETRICAL VOLTAGE SUPPRESSORS CHIPS

English Device Code	Russian Equivalent
SVS	OHC

Type	V_{RRM}	I_{RRM}	V_{BR}	A_H	β	$R_{th(j-c)}$	T_{jmax}	F_m	Fig	a	b	c	w
	V	mA	V	J	%/°C	°C/W	°C	kN		mm	mm	mm	g
Ø24 mm													
SVS261-10	600-1800	5.0	V_H+100	10.0	0.15	0.12	125	5	1	24	18.8	2.0	7.4
SVS223-15	1800-4400	10.0	V_H+200	15.0	0.15	0.08	125	5	1	24	18.8	2.2	7.4





FAST RECOVERY DIODE CHIPS

English Device Code	Russian Equivalent
DF	ДЧ

Type	V _{RRM}	I _{RRM}	I _{F(AV)} (T _C , °C)	I _{FSM} 10 ms	V _{FM} /I _{FM}	V _(TO)	r _T	t _{rr}	T _J	R _{th(j-c)}	F _m	Fig	a	b	c	w
	V	mA	A	kA	V/A	V	mΩ	μs	°C	°C/W	kN		mm	mm	mm	g
Ø 16mm																
DF141-63	1600-2600	50	63(100)	2.0	2.23/198	1.20	5	1.0; 2.0	150	0.45	1.6	1	16	11.3	1.70	2.5
DF142-63	400-1600	20	63(100)	1.8	2.20/198	1.20	5	0.5; 0.63; 0.8; 1.0	150	0.46	1.6	1	16	11.3	1.60	2.5
DF142-63X*	400-1600	20	63(100)	1.8	2.20/198	1.20	5	0.5; 0.63; 0.8; 1.0	150	0.46	1.6	1	16	11.3	1.60	2.5
DF141-80	400-1600	30	80(100)	2.5	1.98/250	1.10	4.4	1.6	150	0.45	1.6	1	16	11.3	1.60	2.5
DF142-80	400-1600	20	80(100)	2.0	2.2/250	1.20	4.4	0.63; 0.8; 1	150	0.39	1.6	1	16	11.3	1.62	2.5
DF142-80X	400-1600	20	80(100)	2.0	2.2/250	1.20	4.4	0.63; 0.8; 1	150	0.39	1.6	1	16	11.3	1.62	2.5
Ø 20mm																
DF151-125	400-1600	30	125(100)	4.0	2.04/390	1.15	2.2	2.0	150	0.25	3	1	20	15.3	1.60	3.8
DF351-160	600-1400	20	160(103)	3.5	2.45/500	1.40	1.56	3.2;4.0	170	0.25	3	1	20	15.3	2.00	4.6
DF351-160X	600-1400	20	160(103)	3.5	2.45/500	1.40	1.56	3.2;4.0	170	0.25	3	1	20	15.3	2.00	4.6
DF351-200	600-1400	20	200(103)	4.3	1.85/628	1.05	1.1	3.2;4.0	170	0.25	3	1	20	15.3	2.00	4.6
DF351-200X	600-1400	20	200(103)	4.3	1.85/628	1.05	1.1	3.2;4.0	170	0.25	3	1	20	15.3	2.00	4.6
Ø 24mm																
DF361-250	600-1400	30	250(103)	4.5	2.71/785	1.20	1.6	3.2;4.0;5.0	170	0.15	4.5	1	24	18.8	2.00	7.6
DF361-250X	600-1400	30	250(103)	4.5	2.71/785	1.20	1.6	3.2;4.0;5.0	170	0.15	4.5	1	24	18.8	2.00	7.5
DF361-320	600-1400	30	320(103)	5.3	2.13/1000	0.80	1.20	3.2,4.0,5.0	170	0.15	4.5	1	24	18.8	2.00	7.5
DF361-320X	600-1400	30	320(103)	5.3	2.13/1000	0.80	1.20	3.2;4.0;5.0	170	0.15	4.5	1	24	18.8	2.00	7.5
DF323-200	3000-4600	50	200(93)	3.0	3.20/628	1.40	2.70	5.0	140	0.08	5.5	1	24	18.3	2.20	7.6
DF523-200*	600-1600	30	200(100)	3.0	2.00/328	0.88	0.65	1.0;1.6;2.0	150	0.08	5.5	1	24	18.3	2.00	7.4
DF423-250	1600-2600	50	250(95)	4.0	2.10/785	1.10	0.096	4.0	150	0.08	5.5	1	24	19.3	2.00	7.5
DF523-250	600-1600	30	250(100)	3.5	2.10/785	0.90	0.88	1.6; 2; 2.5	150	0.08	5.5	1	24	19.3	2.00	7.5

* - new type (preliminary data)

FAST RECOVERY DIODE CHIPS

Type	V _{RRM}	I _{RRM}	I _{F(AV)} (T _c , °C)	I _{FSM} 10 ms	V _{FM} /I _{FM}	V _(TO)	r _T	t _{rr}	T _J	R _{th(j-c)}	F _m	Fig	a	b	c	w
	V	mA	A	kA	V/A	V	mΩ	μs	°C	°C/W	kN		mm	mm	mm	g
Ø 32mm 																
DF433-400	1600-2600	40	400(95)	6.5	2.50/1256	1.20	0.88	4.0	150	0.04	10	1	32	26.8	2.0	20
DF533-400	600-1600	40	400(100)	6.5	2.10/1256	1.00	0.65	2.0; 2.5	150	0.04	10	1	32	26.8	2.0	20
Ø 40mm 																
DF343-500	3000-3600	50	500(100)	10.5	3.00/1570	1.55	0.90	5.0	150	0.035	15	1	40	34.8	2.0	26
DF343-800	600-1800	40	800(100)	12.5	2.80/2500	1.30	0.60	4.0;5.0;6.3;8.0	175	0.035	15	1	40	34.8	1.8	20
DF343-1000	600-1800	40	1000(100)	14.5	2.30/3140	1.20	0.35	5.0;6.3;8.0	175	0.035	15	1	40	34.8	1.8	20
Ø 56mm 																
DF453-630*	1600-2200	85	630(100)	11.0	2.80/1980	1.10	0.25	1.6; 2; 2.5; 3.2	150	0.020	26	1	56	47.6	2.2	50
DF353-800	3000-4600	50	800(93)	9.5	3.50/2500	1.40	0.84	6.3	140	0.020	26	1	56	47.6	2.9	57
DF453-1000*	1600-2200	85	1000(100)	16.0	2.10/3140	0.90	0.24	3.2;4.0;5.0	150	0.02	26	1	56	47.6	2.9	50
Ø 76mm 																
DF273-2000	1400-2200	150	2000(100)	32.0	2.10/6280	1.15	0.95	5.0;6.3;8.0	140	0.011	45	1	76	68	2.8	101

* - new type (preliminary data)